

mpsMonitor
Printer Monitoring in the Cloud

ANALYTICS

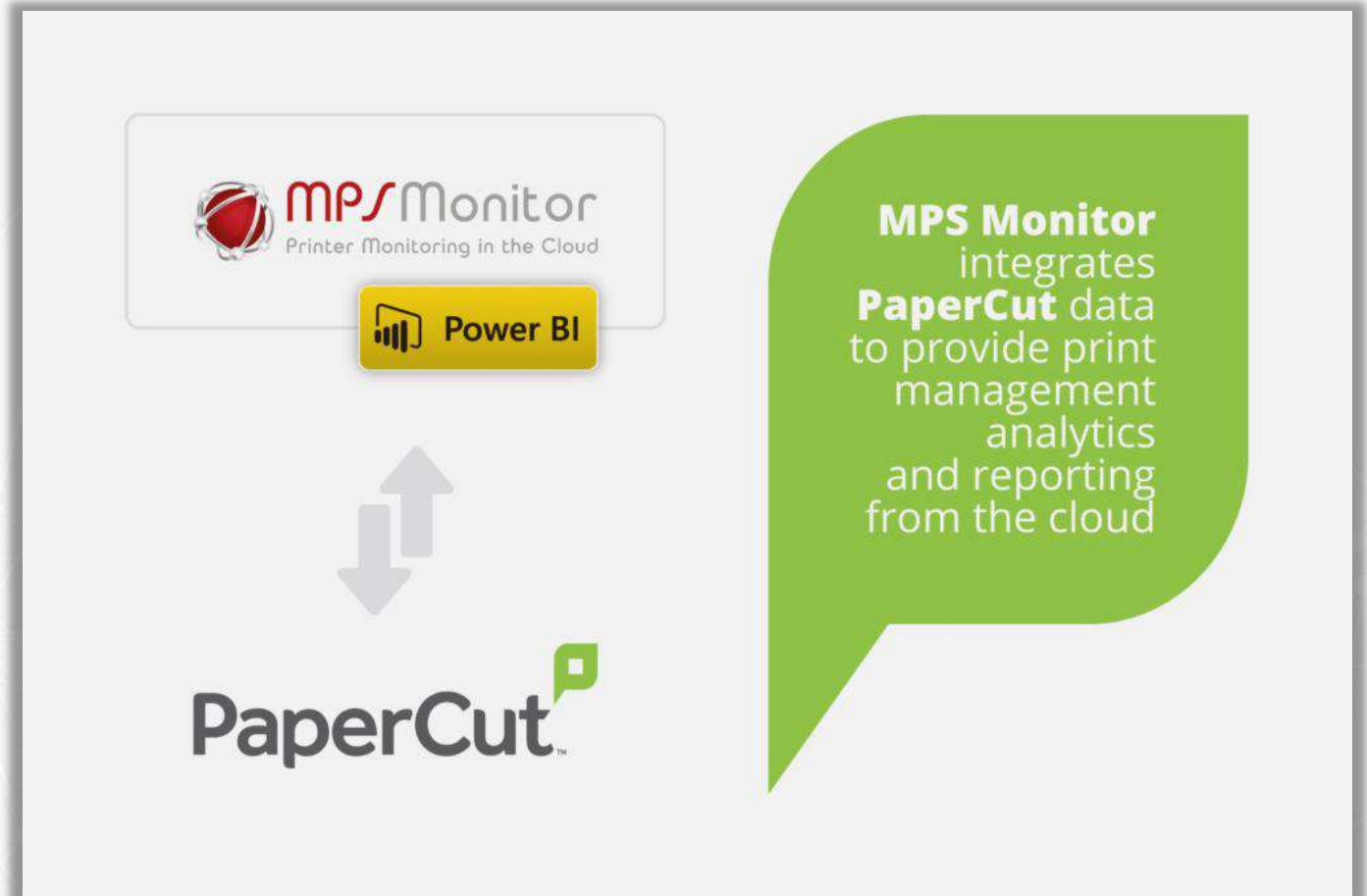
The PaperCut Dashboard

Print management analytics on PaperCut MF and PaperCut NG
with MPS Monitor and Power BI Embedded



Why Print Management Analytics ?

- Manage **printing patterns** and uncover **hidden costs**
- Identify **areas of improvement**
- Track **volumes** by users and departments
- Reduce **environmental impact**
- Analyze **trends** and discover **inefficiencies**



Papercut Print Overview

Print Overview Cost Summary Usage Analysis Cost Saving Enviromental impact

7/1/2021 1/24/2022



Tab Chart

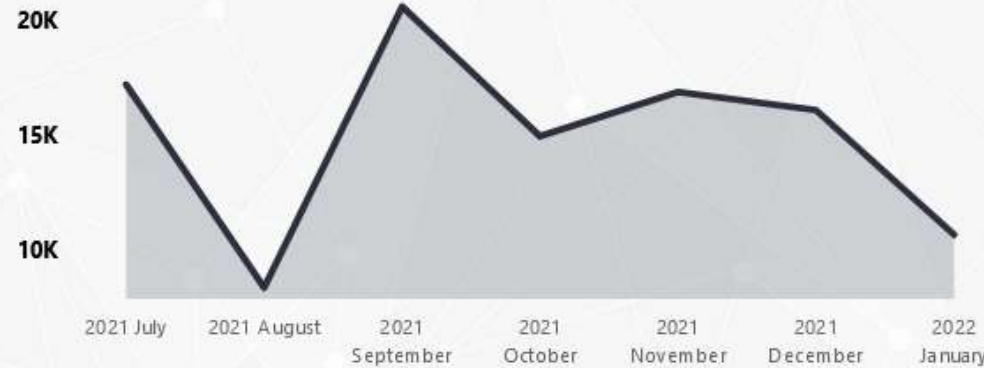
Total Pages

105K

AVG printed pages per Account

830

Trend Total pages by Month



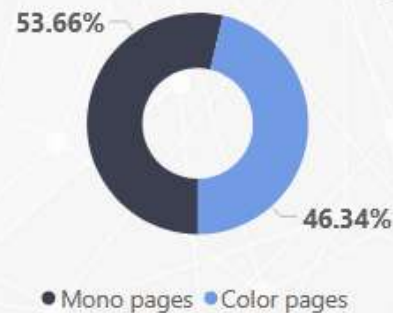
Total pages by Department



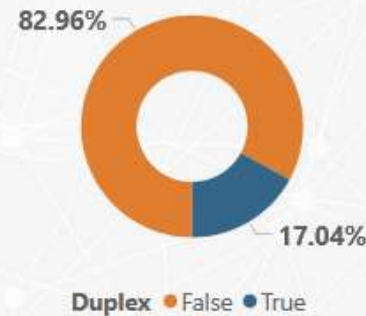
Total pages by Activity



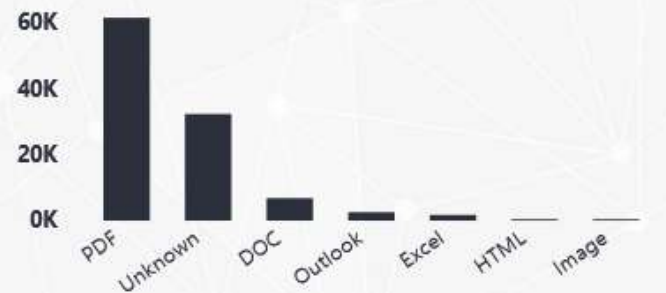
Mono / Color pages



Simplex / Duplex



Total pages by document type



Papercut Print Overview

Print Overview Cost Summary Usage Analysis Cost Saving Enviromental impact

Select the Date Range. The selection will affect the entire report

7/1/2021 1/24/2022



Tab Chart

Navigate through the report by clicking on the report pages

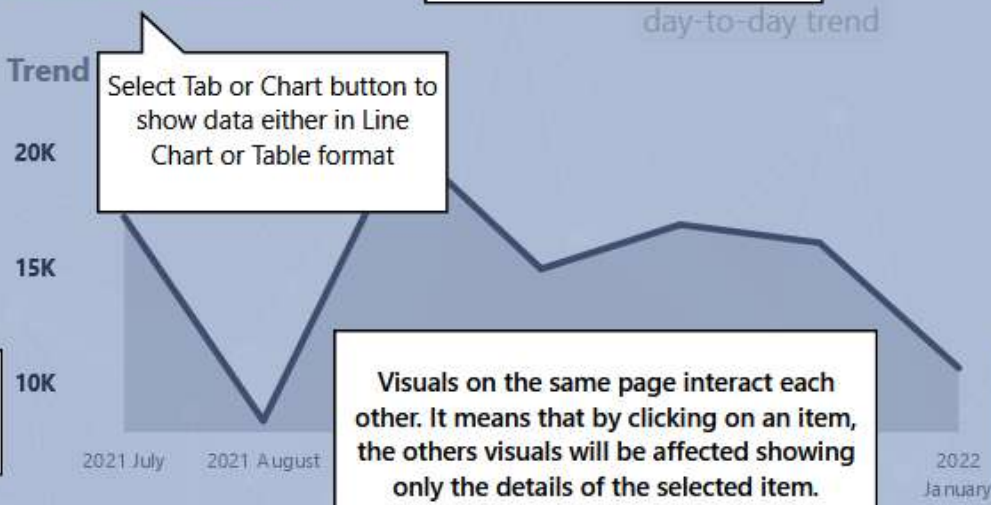
Total Pages

105K

AVG printed pages per Account

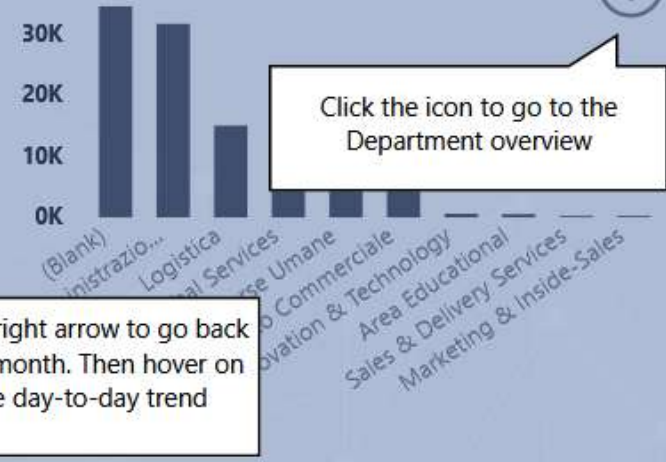
8

Click on the left arrow to show trend by quarter

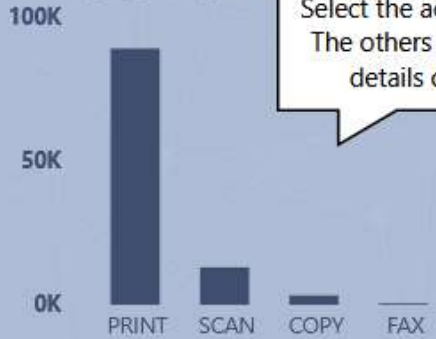


Visuals on the same page interact each other. It means that by clicking on an item, the others visuals will be affected showing only the details of the selected item.

Total pages by Department

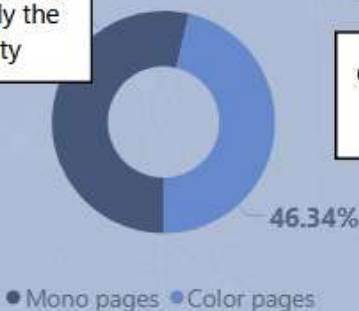


Total pages by Activity

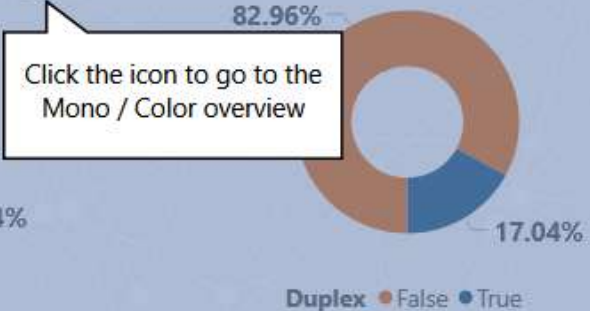


Select the activity you want to display. The others visuals will show only the details of the selected activity

Mono / Color pages




Simplex / Duplex



Click the icon to go to the Mono / Color overview

Total pages by document type





Total Pages

20,655

Nr of Printers active

17

Department

All

Showing data for:

9/1/2021 - 9/30/2021

Trend total pages



Account overview

Account name	Department	Total pages
rc	Amministrazione	4,963
pi	Amministrazione	1,792
al	Logistica	1,504
le	Logistica	1,329
la	Risorse Umane	1,015
al	Amministrazione	872
cr	Global Services	835
je		827
lu		595
lc		509
ur		481
er		472
fa		330
ri	Reparto Commerc...	305
m	Reparto Commerc...	267
m		262
si	Amministrazione	246
Total		20,655

Cost Summary

Print Overview **Cost Summary** Usage Analysis Cost Saving Enviromental impact

Showing data for:

7/1/2021 - 1/24/2022

Tab Chart

Cost summary by Department

Department	Total cost
	494.72
Amministrazione	242.58
Area Educational	1.83
Global Services	66.12
Innovation & Technology	8.98
Logistica	35.98
Marketing & Inside-Sales	0.00
Reparto Commerciale	123.62
Risorse Umane	91.11
Total	1,065.45

Tab Chart

Cost summary by month

Year-Month	Nr if printers active	Nr of jobs	Total cost	Mono cost	Color cost
2022-01	20	4,310	178.76	25.82	152.93
2021-12	23	5,768	257.86	36.16	221.70
2021-11	26	5,811	240.25	32.03	208.22
2021-10	17	5,984	228.17	30.91	197.26
2021-09	17	6,369	158.05	31.11	126.94
2021-08	15	3,151	0.99	0.99	0.00
2021-07	15	6,781	1.37	1.37	0.00
Total	31	38,174	1,065.45	158.39	907.06

Total cost

€ 1,065.45

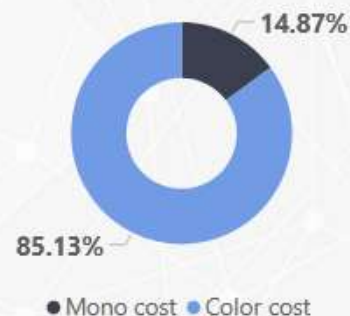
AVG Cost per Account

9.60

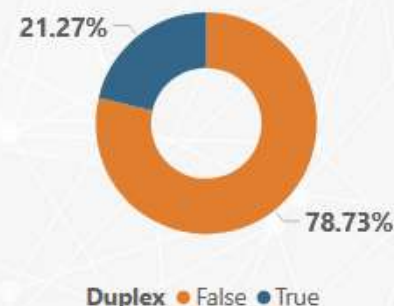
Cost by Activity



Mono / Color Cost



Simplex / Duplex (Cost)



Cost by document type



Showing data for:
7/1/2021 - 1/24/2022

[Drill to account page](#)

Account overview

Account name	Department	Total pages	Total cost
rr	Amministrazione	14,685	5.82
a	Logistica	6,776	0.33
ci	Global Services	6,771	34.54
le	Logistica	6,535	23.06
le	Risorse Umane	6,001	67.15
a	Amministrazione	5,085	45.46
p	Amministrazione	4,353	35.48
si	Amministrazione	3,779	50.05
ll		3,745	41.04
Total		105,121	1,065.45

Printed pages by paper size - Top 5



Print Cost

Trend total pages

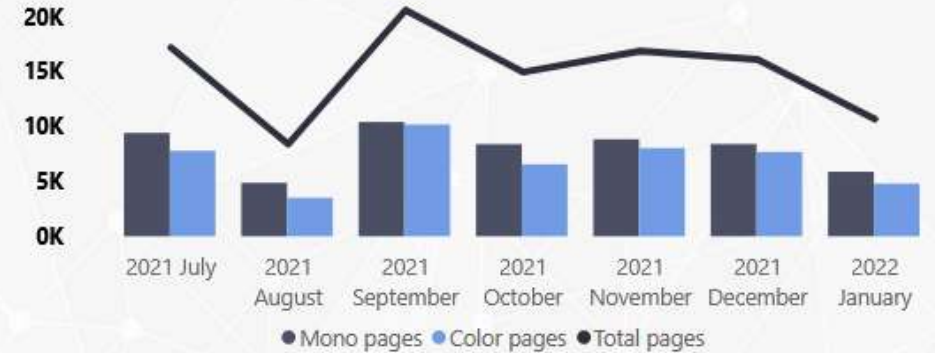

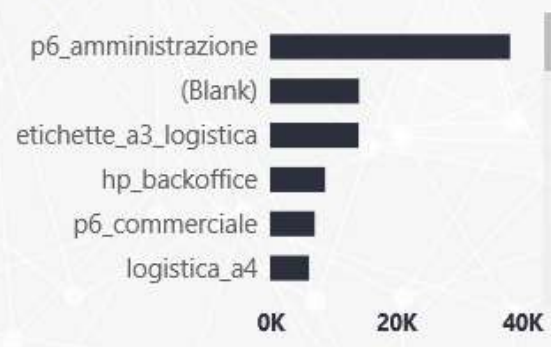


Chart Tab [Drill to printer page](#)

Total pages by Model



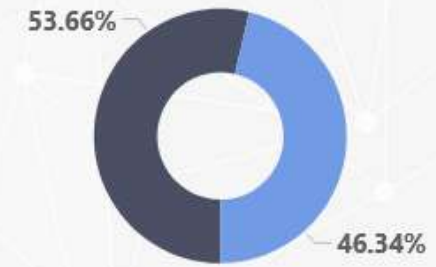
Total pages by Printer Name



Total pages by Activity



Mono / Color total pages



Usage Analysis

ANALYTICS

Print Overview Cost Summary **Usage Analysis** Cost Saving Enviromental impact

The date shows the date range filtered in Print Overview page

Showing data for:
7/1/2021 - 1/24/2022

Drill to account page

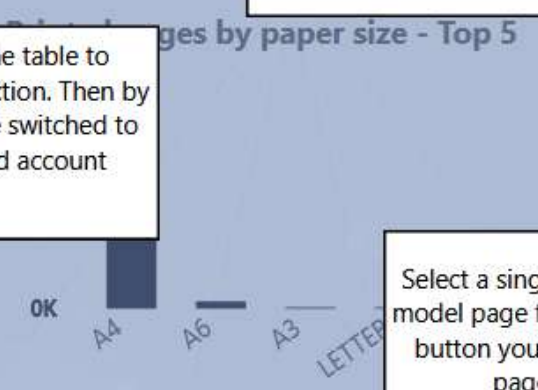
Navigate through the report by clicking on the report pages

Account overview

Account name	Department	Total
Amministr...	Amministr...	
Logistica	Logistica	
Global Serv...	Global Serv...	
Logistica	Logistica	
Risorse Um...	Risorse Um...	
Amministr...	Amministr...	5,085 45.46
Amministr...	Amministr...	4,353 35.48
Amministr...	Amministr...	3,779 50.05
		745 41.04
		5,121 1,065.45

Select a single account from the table to activate the Drill to user page function. Then by clicking on the button you will be switched to the profile page of the selected account

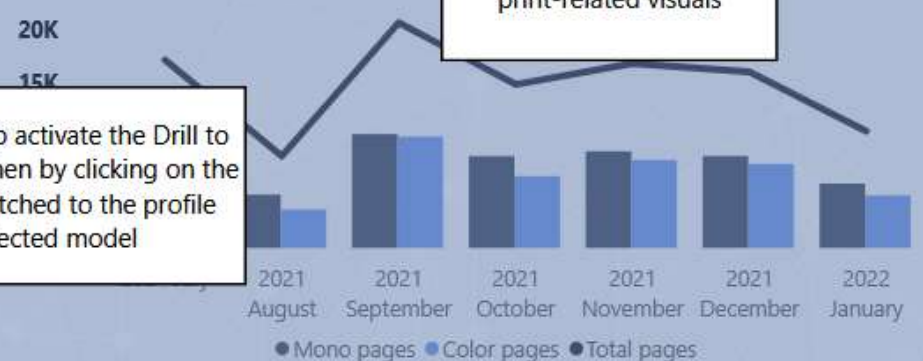
Hover on a user for page tooltip showing the activity over the last 60 days



Print Cost

Select Print or Cost button to show cost-related or print-related visuals

Trend total pages

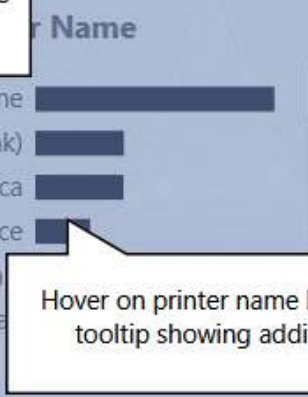



Select a single model to activate the Drill to model page function. Then by clicking on the button you will be switched to the profile page of the selected model

Chart Tab

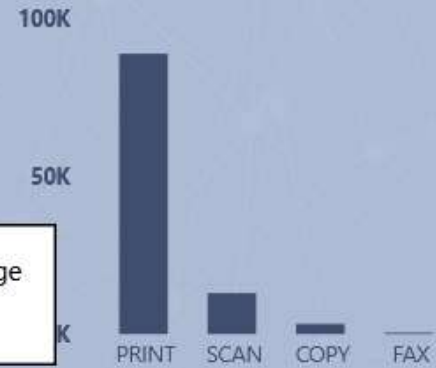
Select Chart or Tab to show printer info either in bar chart or table format

Total pages by Model

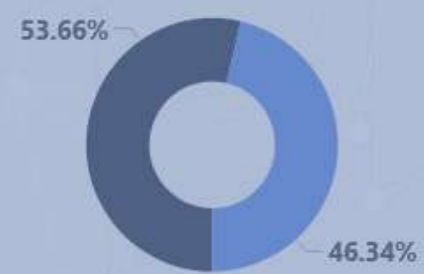


Hover on printer name bars for page tooltip showing additional info

Total pages by Activity



Mono / Color total pages



Account Profile

Account type

USER

Total Jobs

2,499

Total Pages

15K

Mono Pages

3213

Color Pages

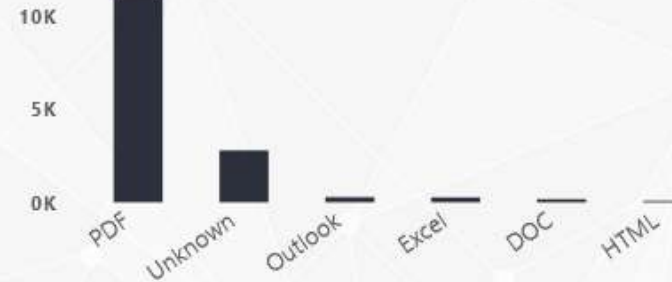
11.47K

Showing data for:

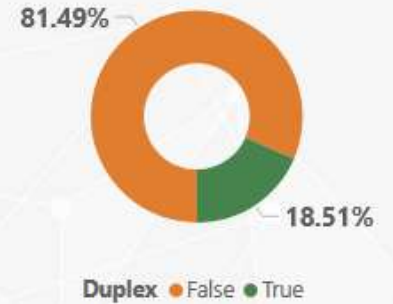
7/1/2021 - 1/24/2022



Document type by total pages



Simplex / Duplex



date	User name	Job id	Activity	Printer name	Total pages	Printed pages	Mono pages	Color pages	Duplex pages	Total cost	Document type	Document size KB	Paper size
1/24/2022	R		SCAN		27		0	27		0.00	PDF	0	CUSTOM
1/24/2022	R	102	PRINT	p6_amministrazione	1	1	0	1		0.00	Outlook	175	A4
1/24/2022	R	103	PRINT	p6_amministrazione	3	3	0	3		0.00	PDF	84	A4
1/24/2022	R	104	PRINT	p6_amministrazione	3	3	0	3		0.00	PDF	83	A4
1/24/2022	R	190	PRINT	p6_amministrazione	1	1	0	1		0.00	DOC	435	A4
1/24/2022	R	191	PRINT	p6_amministrazione	1	1	0	1		0.00	DOC	443	A4
1/24/2022	R	208	PRINT	p6_amministrazione	17	17	0	17	16	0.01	PDF	484	A4
1/24/2022	R	209	PRINT	p6_amministrazione	1	1	1	0		0.00	Excel	41	A4
1/24/2022	R	250	PRINT	p6_amministrazione	1	1	1	0		0.00	Excel	41	A4
1/24/2022	R	42	PRINT	p6_amministrazione	1	1	0	1		0.00	DOC	72	A4
1/24/2022	R		SCAN		21		0	21		0.00	PDF	0	CUSTOM
Total					14,685	11,806	3213	11472	2244	5.82			

Printer profile



HP PageWide Color Flow E77660

Model



Total Cost

523.30

Total Pages

38K

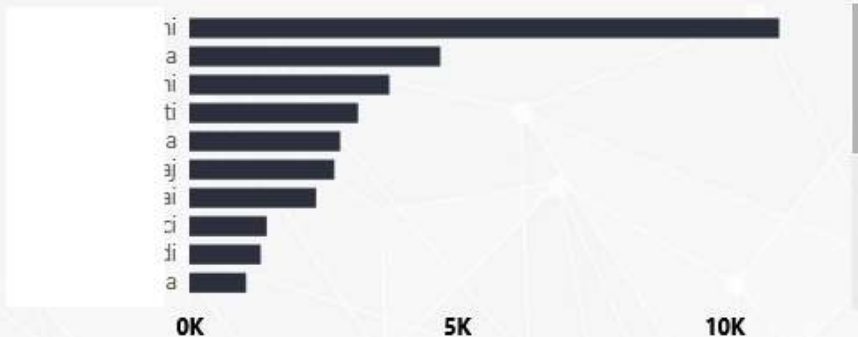
Duplex Pages

9682

Showing data for:

7/1/2021 - 1/24/2022

Total pages by User



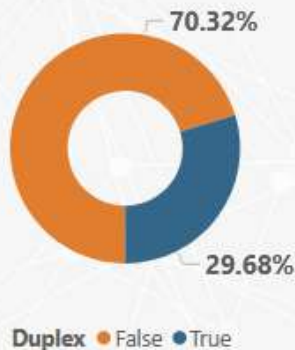
Printer Overview

date	Account name	Activity	Document type	Total pages	Mono pages	Color pages	Total cost	Mono cost	Color cost
1/24/2022	j	PRINT	DOC	41	0	41	2.05		2.05
1/24/2022	i	PRINT	DOC	3	0	3	0.00		0.00
1/24/2022	i	PRINT	Excel	2	2	0	0.00	0.00	
1/24/2022	a	PRINT	Outlook	4	2	2	0.11	0.01	0.10
1/24/2022	i	PRINT	Outlook	4	1	3	0.16		0.16
1/24/2022	t	PRINT	Outlook	1	0	1	0.00		0.00
1/24/2022	a	PRINT	PDF	5	1	4	0.21	0.00	0.20
1/24/2022	j	PRINT	PDF	22	0	22	1.10		1.10
1/24/2022	i	PRINT	PDF	17	17	0	0.08	0.08	
Total				38,121	15495	22626	523.30	44.07	479.23

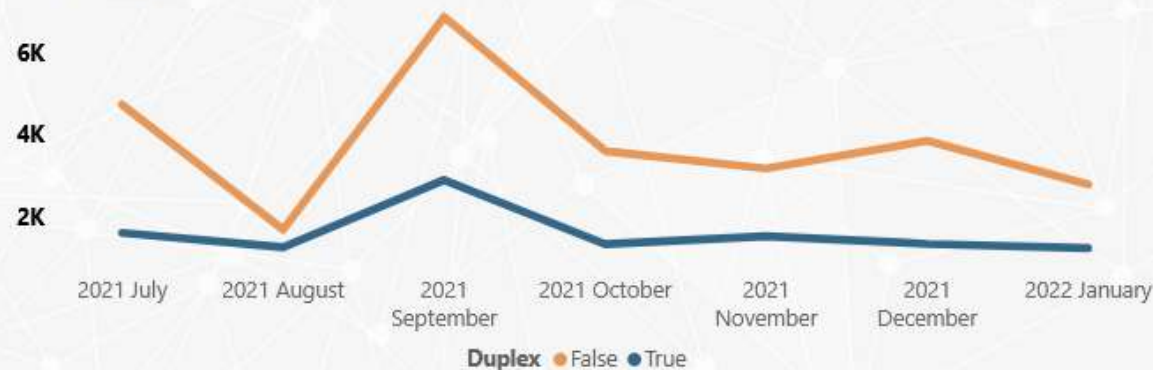
Mono / Color pages by paper size - Top 5



Simplex / Duplex



Trend Simplex / Duplex pages



Showing data for:
7/1/2021 - 1/24/2022

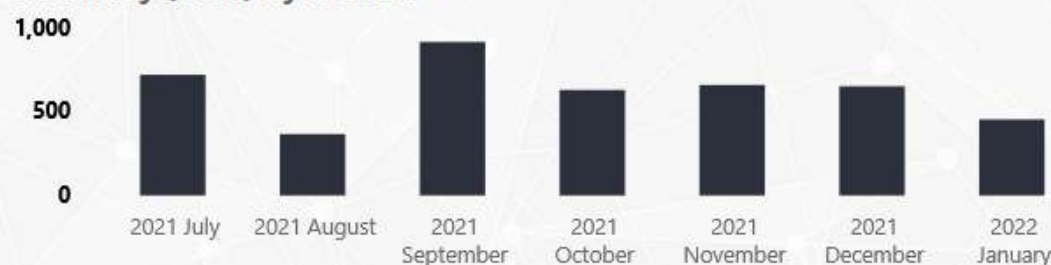
CO2 produced
1.17K
CO2 (Kg)

CO2 (kg) by months



Electricity used
4.40K
Energy (kWh)

Electricity (kWh) by months



Trees consumed
11.06
Trees

Trees by months



Printer overview

Printer type	CO2 (Kg)	Energy (kWh)	Trees
HP Universal Printing PCL 6	0.01	0.05	0.00
hp universal printing pcl 6	0.01	0.05	0.00
HP PageWide P55250	28.56	107.30	0.27
p6_amministrazione_nerini	28.56	107.30	0.27
HP PageWide Color MFP E58650	111.18	417.65	1.05
hp_backoffice	111.18	417.65	1.05
HP PageWide Color Flow E77660	504.95	1,896.95	4.77
p6_amministrazione	484.14	1,818.75	4.57
hp_managedservices	20.82	78.20	0.20
HP LaserJet MFP M527	14.81	55.63	0.14
Total	1,170.15	4,395.90	11.06

Account overview

Account name	Department	CO2 (Kg)	Energy (kWh)	Trees
r	Amministrazione	149.94	563.26	1.42
z	Logistica	85.70	321.95	0.81
c	Global Services	85.67	321.85	0.81
l	Logistica	82.87	311.31	0.78
z	Amministrazione	62.18	233.59	0.59
l	Risorse Umane	54.70	205.49	0.52
l		42.89	161.12	0.41
s	Amministrazione	42.28	158.83	0.40
f	Amministrazione	40.40	151.77	0.38
Total		1,170.15	4,395.90	11.06

How to access PaperCut Analytics?



➤ A dedicated menu is in the Customer area of MPS Monitor Portal:




➤ Data are automatically exported from PaperCut MF or PaperCut NG

➤ No additional cost → **free** for all MPS Monitor users

➤ Cloud-based: no local server or additional software needed

➤ Requires the latest DCA version installed in the customer



mpsMonitor
Printer Monitoring in the Cloud

ANALYTICS

To know more, visit:

[**www.mpsmonitor.com/papercut**](http://www.mpsmonitor.com/papercut)